

# Hands Held Out



## Number 2

### Thinking Routine: Explanation Game

Type of Thinking: Introducing and exploring ideas.

Overview: This routine encourages students to think about and try to understand why something is the way it is.

Learn More: Project Zero Tool Box – [The Explanation Game \(PDF\)](#)

### What might learning look like?

**KLA:** Geography – Features of Places (GE1-1)

Discuss travel experiences – places students have been or places they would love to visit. Locate the places mentioned on a map of Australia. Identify and list features of different places (climate, landforms) and discuss how they influence the activities offered within those areas eg surfing in Coolangatta, skiing in Perisher, underground activities in Coober Pedy.

Present a set of postcards and in pairs students complete the *Explanation Game* thinking routine. I have adapted the routine to include 3 sentence starters

- We notice...
- We think....
- We wonder...


It is always interesting to see how students connect the 3 thoughts. Below are two examples of responses that were given by Year 1 students. Compare the difference in thought patterns.



Gold Coast postcard response ...

- We notice that he is surfing a very big wave.
- We think he is a professional.
- We wonder if we will ever be able to surf like that?

*Thoughts are connected and may lead to future research or pondering such as How do you become a professional surfer or sports person in general?*



Jenolan Cave postcard response...

- We notice that the picture is orange.
- We think they are going inside the cave.
- We wonder what day the photo was taken.

*Thoughts are relevant but not connected.*

This would be a great routine for scientific investigations:

- We notice...observations
- We wonder...questions that come out of the observations
- We think...the hypotheses formed

**Digital Option: Flipgrid**







After discussing the postcard students could record and share their Explanation Game response using Flipgrid.

Flipgrid Website: [Flipgrid | Empower Every Voice](https://flipgrid.com)

Learn how to use Flipgrid: [Getting Started — Flipgrid](https://flipgrid.com/flipgrid-getting-started)



**Postcard Images**

 <p>JENOLAN CAVES   KATOOMBA   NEW SOUTH WALES</p>	 <p>COOBER PEDY   SOUTH AUSTRALIA</p>	 <p>GOLD COAST   QUEENSLAND</p>
 <p>KIMBERLEY   NORTHERN TERRITORY</p>	 <p>PERISHER VALLEY   NEW SOUTH WALES</p>	 <p>GREAT BARRIER REEF   QUEENSLAND</p>

**Literature:** This routine promotes speaking and listening:

- EN1-1A: use role-play and drama to represent familiar events and characters in texts
- EN1-11D: recreate texts imaginatively using drawing, writing, performance and digital forms of communication

Further texts to explore:

	<p>Join Grace and her family as they journey around Australia. Use Voice Recorder to make a podcast of the trip.</p>		<p>Use Video Editor to create a stop motion animation of change. Visit <a href="#">Kakadu Seasons – Welcome to Mrs Barker’s Tea Room</a> to learn how</p>
	<p>Use Flipgrid to turn Sophie’s diary into documentary of her adventures</p>		<p>How many landmarks and landforms do you recognise? Find them on Google Earth.</p>